

Now Yesterday

Search:

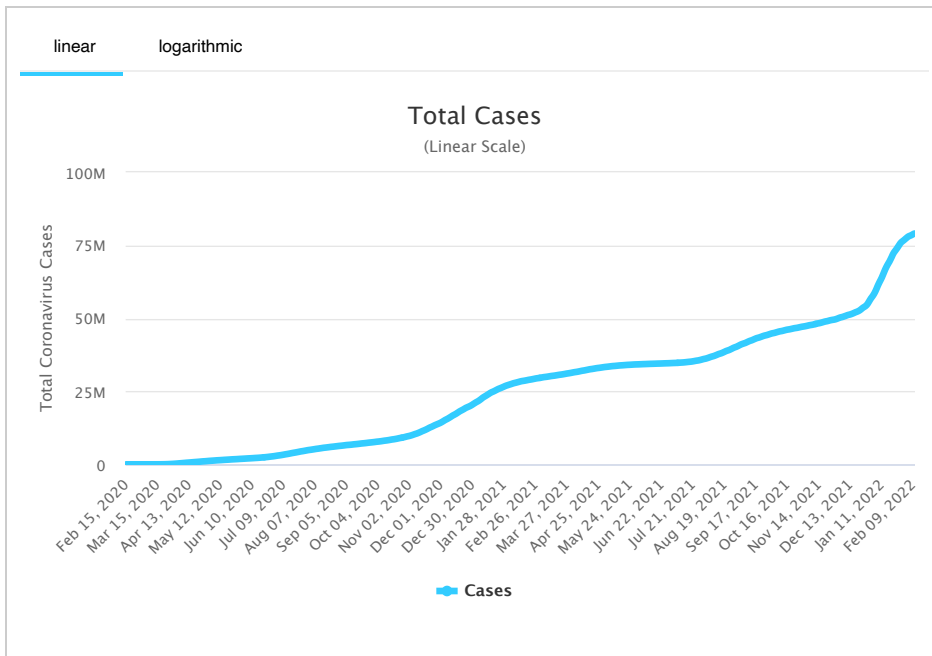
#	USA State	Total Cases	New Cases	Total Deaths	New Deaths	Total Recovered	Active Cases	Tot Cases/ 1M pop	Deaths/ 1M pop	Total Tests
	USA Total	79,052,681		939,427		49,435,538	28,677,716	238,828	2,838	923,91
1	California (/coronavirus/usa/california/)	8,767,944		82,461		N/A	N/A	221,905	2,087	141,51
2	Texas (/coronavirus/usa/texas/)	6,498,687		81,992		N/A	N/A	224,124	2,828	58,51
3	Florida (/coronavirus/usa/florida/)	5,767,014		67,322		3,720,706	1,978,986	268,511	3,135	52,61
4	New York (/coronavirus/usa/new-york/)	5,020,179		66,727		2,706,594	2,246,858	258,060	3,430	98,51
5	Illinois (/coronavirus/usa/illinois/)	2,987,502		35,725		2,348,991	602,786	235,759	2,819	52,51
6	Pennsylvania (/coronavirus/usa/pennsylvania/)	2,713,459		42,036		N/A	N/A	211,956	3,284	24,31
7	Ohio (/coronavirus/usa/ohio/)	2,625,551		34,592		2,452,386	138,573	224,615	2,959	21,21
8	North Carolina (/coronavirus/usa/north-carolina/)	2,518,195		21,580		2,313,159	183,456	240,101	2,058	25,01
9	Georgia (/coronavirus/usa/georgia/)	2,429,839		33,959		1,607,003	788,877	228,854	3,198	22,31
10	Michigan (/coronavirus/usa/michigan/)	2,316,871		33,286		1,421,905	861,680	231,992	3,333	23,01
11	New Jersey (/coronavirus/usa/new-jersey/)	2,139,579		32,260		1,300,639	806,680	240,884	3,632	17,21
12	Tennessee (/coronavirus/usa/tennessee/)	1,954,202		23,212		N/A	N/A	286,155	3,399	12,11
13	Arizona (/coronavirus/usa/arizona/)	1,939,021		27,021		1,516,080	395,920	266,396	3,712	17,81
14	Indiana (/coronavirus/usa/indiana/)	1,661,563		22,028		1,426,227	213,308	246,808	3,272	18,51
15	Massachusetts (/coronavirus/usa/massachusetts/)	1,645,809		22,737		N/A	N/A	238,782	3,299	39,81
16	Virginia (/coronavirus/usa/virginia/)	1,598,416		17,393		N/A	N/A	187,266	2,038	18,01
17	Wisconsin (/coronavirus/usa/wisconsin/)	1,551,117		12,786		N/A	N/A	266,404	2,196	14,91

18	South Carolina (/coronavirus/usa/south-carolina/)	1,431,047	16,136	914,786	500,125	277,943	3,134	15,2
19	Washington (/coronavirus/usa/washington/)	1,391,026	11,194	N/A	N/A	182,672	1,470	11,0
20	Minnesota (/coronavirus/usa/minnesota/)	1,383,555	11,921	1,346,262	25,372	245,327	2,114	18,3
21	Missouri (/coronavirus/usa/missouri/)	1,373,435	17,987	862,475	492,973	223,780	2,931	13,9
22	Colorado (/coronavirus/usa/colorado/)	1,285,987	11,985	772,569	501,433	223,311	2,081	16,2
23	Alabama (/coronavirus/usa/alabama/)	1,256,745	17,502	N/A	N/A	256,312	3,570	7,1
24	Kentucky (/coronavirus/usa/kentucky/)	1,227,638	13,254	N/A	N/A	274,782	2,967	13,0
25	Louisiana (/coronavirus/usa/louisiana/)	1,207,405	16,138	N/A	N/A	259,724	3,471	14,0
26	Oklahoma (/coronavirus/usa/oklahoma/)	1,003,158	12,425	N/A	N/A	253,517	3,140	5,3
27	Maryland (/coronavirus/usa/maryland/)	967,917	13,864	N/A	N/A	160,101	2,293	18,2
28	Utah (/coronavirus/usa/utah/)	909,109	4,250	809,562	95,297	283,569	1,326	9,0
29	Iowa (/coronavirus/usa/iowa/)	815,206	8,829	616,291	190,086	258,380	2,798	8,4
30	Arkansas (/coronavirus/usa/arkansas/)	802,198	9,937	767,751	24,510	265,822	3,293	6,4
31	Mississippi (/coronavirus/usa/mississippi/)	774,505	11,508	619,944	143,053	260,237	3,867	5,7
32	Kansas (/coronavirus/usa/kansas/)	752,974	7,820	550,314	194,840	258,460	2,684	2,2
33	Connecticut (/coronavirus/usa/connecticut/)	711,695	10,219	563,628	137,848	199,618	2,866	14,7
34	Nevada (/coronavirus/usa/nevada/)	672,296	9,311	479,201	183,784	218,267	3,023	6,6
35	Oregon (/coronavirus/usa/oregon/)	671,923	6,344	408,092	257,487	159,309	1,504	10,1
36	New Mexico (/coronavirus/usa/new-mexico/)	499,392	6,629	370,041	122,722	238,165	3,161	6,4
	West Virginia	470,807	5,966	457,252	7,589	262,706	3,329	5,5

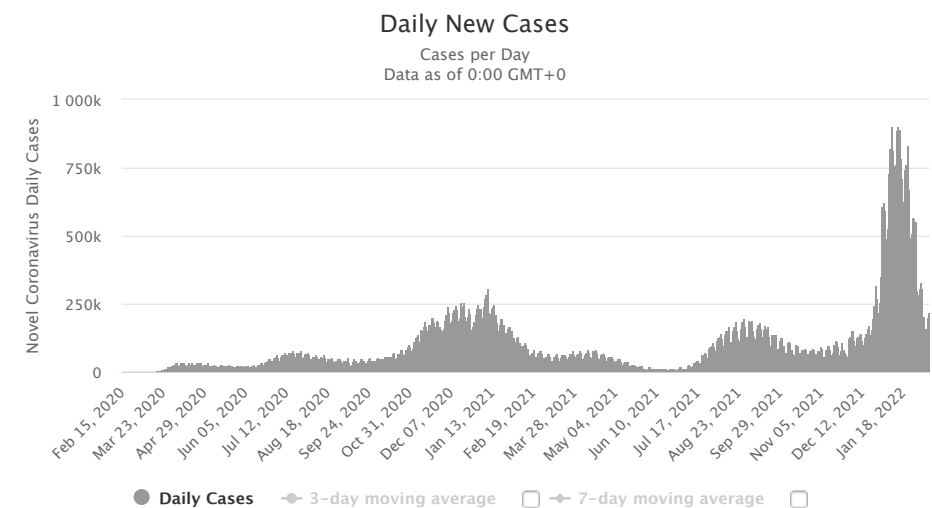
37	(/coronavirus/usa/west-virginia/)									
38	Nebraska (/coronavirus/usa/nebraska/)	450,048		3,809		N/A	N/A	232,654	1,969	5,01
39	Idaho (/coronavirus/usa/idaho/)	400,299		4,538		144,932	250,829	223,998	2,539	2,7
40	Rhode Island (/coronavirus/usa/rhode-island/)	351,334		3,375		N/A	N/A	331,647	3,186	7,3
41	New Hampshire (/coronavirus/usa/new-hampshire/)	287,020		2,288		278,668	6,064	211,089	1,683	4,3
42	Montana (/coronavirus/usa/montana/)	255,411		3,061		243,555	8,795	238,975	2,864	2,5
43	Delaware (/coronavirus/usa/delaware/)	252,567		2,601		215,888	34,078	259,372	2,671	9
44	North Dakota (/coronavirus/usa/north-dakota/)	233,538		2,146		227,848	3,544	306,455	2,816	6
45	South Dakota (/coronavirus/usa/south-dakota/)	232,400		2,724		213,997	15,679	262,700	3,079	2,0
46	Hawaii (/coronavirus/usa/hawaii/)	229,531		1,239		N/A	N/A	162,113	875	3,2
47	Alaska (/coronavirus/usa/alaska/)	222,608		1,081		147,853	73,674	304,298	1,478	3,9
48	Maine (/coronavirus/usa/maine/)	184,614		1,822		N/A	N/A	137,340	1,355	4,6
49	Wyoming (/coronavirus/usa/wyoming/)	152,206		1,667		148,742	1,797	262,987	2,880	1,3
50	District Of Columbia (/coronavirus/usa/district-of-columbia/)	132,628		1,305		N/A	N/A	187,925	1,849	2,9
51	Vermont (/coronavirus/usa/vermont/)	108,577		565		82,119	25,893	174,005	905	3,2
52	Puerto Rico	466,878		3,994		247,574	215,310	137,847	1,179	3,7
53	Guam	38,672		305		31,862	6,505			3
54	United States Virgin Islands	15,150		105		14,748	297			3
55	Northern Mariana Islands	7,010		23		4,881	2,106			
56	American Samoa	4				4	0			
57	Veteran Affairs	593,151		19,839		548,956	24,356			6,8
58	US Military	575,794		676		489,635	85,483			
59	Federal Prisons	68,629		292		N/A	N/A			1

60	Navajo Nation	51,475	1,629	48,635	1,211			4
61	Grand Princess Ship	122	7	115	0			
62	Wuhan Repatriated	3		3	0			
63	Diamond Princess Ship	46		46	0			
	Total:	79,052,681	939,427	49,435,538	28,677,716	238,828	2,838	923,9

Total Coronavirus Cases in the United States

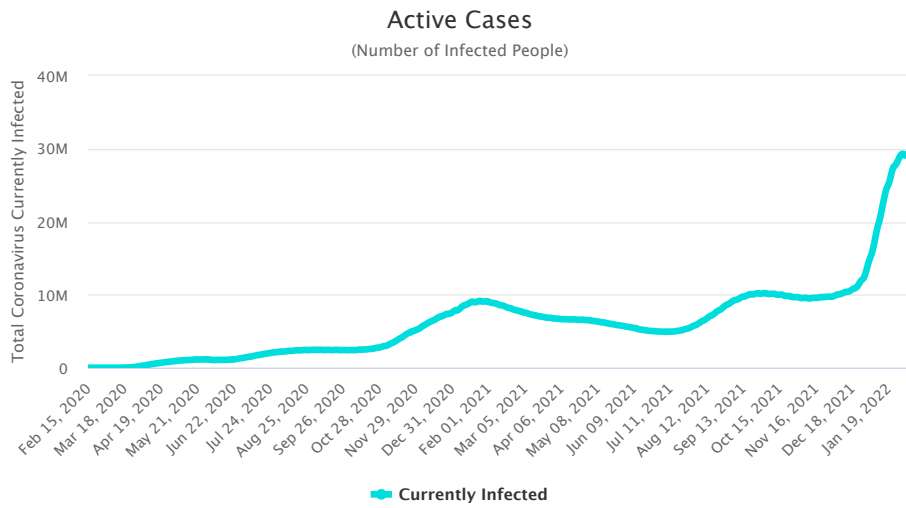


Daily New Cases in the United States

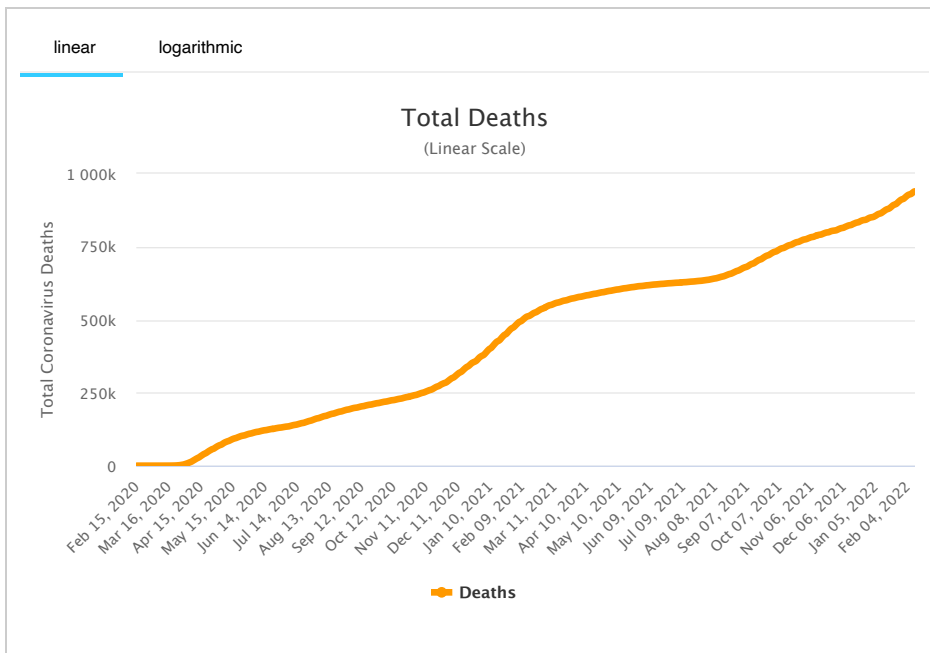


See also: [Daily Deaths Graph](#)

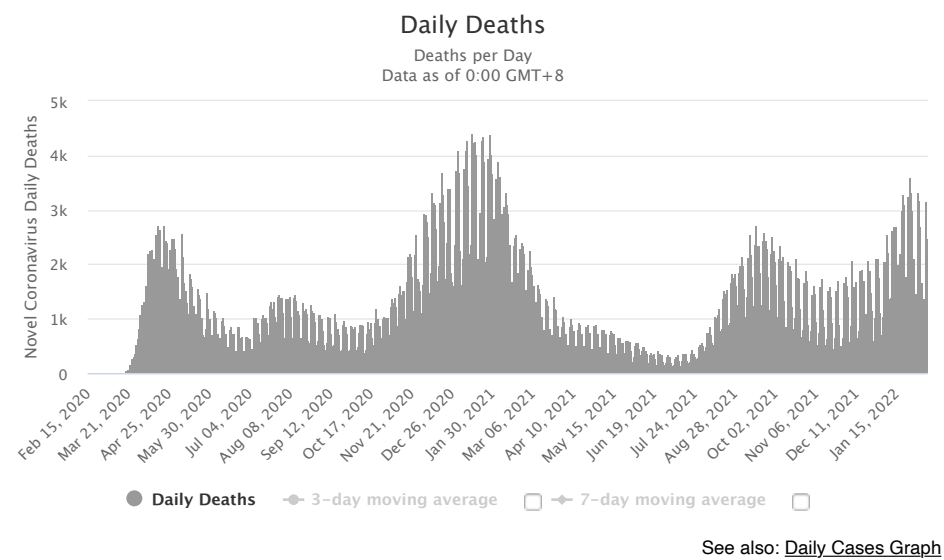
Active Cases in the United States



Total Coronavirus Deaths in the United States



Daily New Deaths in the United States



Latest News

February 10 (GMT)

Updates

- 179,237 new cases and 2,465 new deaths in [the United States \(/coronavirus/country/us/\)](#)

February 9

February 8

February 7

February 6

February 5

[View More News](#)

Historical account of the initial stages of the epidemic in the United States

Content:

- First 20 cases in the United States
- Progression of first suspected cases
- Timeline of initial events
- Sources for the historical account

First 20 cases in the United States

Information collected on the first 20 domestic cases (not including repatriated cases and Diamond Princess cruise ship evacuee cases) is presented in the table below:

State	Cases	Sex	Age	Date	Case #	Location	Source
Oregon	1			Feb. 29	17 th	Washington C.	
Washington	2			Feb. 29	18, 19 th		
	1	M	30s	Jan. 21	1 st	Snohomish	[7]
Illinois	1			Mar. 1	20 th		
	1	M	60s	Jan. 30	6 th	Chicago	[12]
	1	F	60s	Jan. 24	2 nd	Chicago	[8]
California	2	unkn.	unkn.	Jan. 26	3 rd , 4 th	Orange C., L.A.	[9]
	1	M	adult	Jan. 31	7 th	Santa Clara C.	[17][18]
	1	F	unkn.	Feb. 2	9 th	Santa Clara C.	
	1	M	57	Feb. 2	10 th	San Benito C.	
	1	F	57	Feb. 2	11 th	San Benito C.	
	1		65	Feb. 28	16 th	Santa Clara C.	
	1			Feb. 21	13 th	Humboldt C.	
	1			Feb. 21	14 th	Sacramento C.	
	1			Feb. 26	15 th	[Northern California]	
Massachusetts	1	M	20s	Feb. 1	8 th	Boston	[16]
Arizona	1	unkn.	student	Jan. 26	5 th	Maricopa County	
Wisconsin	1			Feb. 5	12 th	Madison	

Patients Under Investigation (PUI) in the United States

CDC in the early stages released information regarding the number of cases and people under investigation that was updated regularly on Mondays, Wednesdays, and Fridays. Below we provide the historical reports that we were able to gather in order to track the progression in the number of suspected cases and US states involved through time in the initial stages

As of Feb. 10:

<i>Number of U.S. States with PUI</i>	<i>36</i>
Positive	12
Negative	318
Pending (specimens awaiting testing)	68
TOTAL	398

As of Feb. 7:

<i>Number of U.S. States with PUI</i>	<i>36</i>
Positive	12
Negative	225
Pending (specimens awaiting testing)	100
TOTAL	337

As of Feb. 5:

<i>Number of U.S. States with PUI</i>	<i>36</i>
Positive	11
Negative	206
Pending (specimens awaiting testing)	76
TOTAL	293

As of Feb. 3:

<i>Number of U.S. States with PUI</i>	<i>36</i>
Positive	11
Negative	167
Pending (specimens awaiting testing)	82
TOTAL	260

As of January 31:

<i>Number of U.S. States with PUI</i>	<i>36</i>
Positive	6
Negative	114
Pending (specimens awaiting testing)	121
TOTAL	241

Previously, as of January 29, there were 92 suspected cases awaiting testing.

--	--

Number of U.S. States with PUI	36
Positive	5
Negative	68
Pending (specimens awaiting testing)	92
TOTAL	165

Timeline of Events

-  On January 31, HHS declared Coronavirus a Public Health Emergency in the US (<https://www.hhs.gov/about/news/2020/01/31/secretary-azar-declares-public-health-emergency-us-2019-novel-coronavirus.html>)
As of Jan. 31, the Wuhan coronavirus is officially a public health emergency in the United States, Alex Azar, secretary of the US Department of Health and Human Services (HHS), announced at a White House press briefing.
-  On Jan. 31, the U.S. Centers for Disease Control and Prevention (CDC) **issued a federal quarantine for 14 days** affecting the 195 American evacuees from Wuhan, China. Starting Sunday, Feb. 2, U.S. citizens, permanent residents and immediate family who have visited China's Hubei province will undergo a **mandatory 14 days quarantine** and, if they have visited other parts of China, they would be screened at airports and asked to self-quarantine for 14 days. The last time the CDC had issued a quarantine was over 50 years ago in the 1960s, for smallpox.
-  President Donald Trump signed an order on Jan. 31 for the U.S. to **deny entry to foreign nationals who traveled to China** within the preceding two weeks, aside from the immediate family of U.S. citizens.
- On Jan. 30, the CDC had confirmed the **first case of person to person transmission in the U.S.:** ^[12] the husband of the Chicago, Illinois case who had returned from Wuhan, China on Jan. 13 and who tested positive for the virus on Jan. 24).
- CDC stated on Jan. 30 that "It is likely there will be more cases of 2019-nCoV reported in the U.S. in the coming days and weeks, including more person-to-person spread."^[12]
- The virus had been confirmed in **5 states**.
- On Jan. 31, **New York City** health officials vehemently denied the rumor regarding a coronavirus case in the city. ^[13] On Feb. 1, however, the city's health commissioner did report that there was a test being performed on a person under 40 who had returned from China, developed matching symptoms, and tested negative to the seasonal flu.
- Most US patients had recently visited Wuhan.**
- All of the first five U.S. cases were described as **mild**.
- A study on the first US case of novel coronavirus detailed mild symptoms followed by pneumonia (https://www.cnn.com/2020/01/31/health/washington-coronavirus-study-nejm/index.html?utm_term=link&utm_medium=social&utm_content=2020-02-01T00)

U.S. Airlines suspended ALL flights between the U.S. and China

On Friday, January 31, Delta, American and United announced they would temporarily suspend all of their mainland China flights in response to the coronavirus outbreak.^[14]

Prior to this January 31 announcement:

- UNITED AIRLINES**
on Jan. 28 had announced it would cut 24 flights between the U.S. and China for the first week of February.
- AMERICAN AIRLINES**

on Jan. 29 had announced it would suspend flights from Los Angeles to Shanghai and Beijing from Feb. 9 through March 27, 2020. It will maintain its flight schedules (10 daily A/R) from Dallas-Fort Worth to Shanghai and Beijing, as well as from Los Angeles and Dallas-Fort Worth to Hong Kong.

- **DELTA**

had not adjusted its schedule of direct flights from the U.S. to China. It is the only airline with direct flights to not take action so far.

The White House was considering issuing a ban on flights between the United States and China, as of late Jan. 28^[11]. Italy has announced on January 31 that it was suspending all flights to and from China following the first 2 cases of coronavirus in Italy.

Travel Alert: Do Not Travel to China

- The U.S. State Department on January 30 issued a **Level 4: Do Not Travel to China Alert** (<https://travel.state.gov/content/travel/en/traveladvisories/traveladvisories/china-travel-advisory.html>) ^[4] (the highest level of alert).
- Previously, on January 29, the advisory was set at a lower "Level 3: Reconsider Travel" advising not to travel to Hubei Province: (Level 4) and reconsider travel to the remainder of China (Level 3).
- The CDC on Jan. 28 issued a Level 3 Warning (<https://wwwnc.cdc.gov/travel/notices/warning/novel-coronavirus-china>), recommending that travelers **avoid all nonessential travel to China** ^[5].

Screening incoming passengers at 20 airports in the U.S.

On January 17, the CDC announced that 3 airports in the United States would begin screening incoming passengers from China: SFO, JFK, and LAX ^[6] Other 2 airports were added subsequently, and on January 28, the U.S. Department of Health and Human Services (HHS) announced that 15 additional U.S. airports (bringing the total to 20) would begin screening incoming travelers from China.

Below is the complete list of airports where screening for the 2019 Novel Coronavirus (2019-nCoV) is in place:

- Los Angeles International (LAX)
- San Francisco International (SFO)
- Chicago O'Hare
- New York JFK
- Atlanta Hartsfield-Jackson International
- Houston George Bush Intercontinental
- Dallas-Fort Worth International
- San Diego International
- Seattle-Tacoma International
- Honolulu International
- Anchorage Ted Stevens International
- Minneapolis-St. Paul International
- Detroit Metropolitan
- Miami International
- Washington Dulles International

- Philadelphia International
- Newark Liberty International
- Boston Logan International
- El Paso International
- Puerto Rico's San Juan Airport

Sources for the historical account

1. Novel Coronavirus (2019-nCoV) situation reports (<https://www.who.int/emergencies/diseases/novel-coronavirus-2019/situation-reports/>) - World Health Organization (<https://www.who.int/>) (WHO)
2. 2019 Novel Coronavirus (2019-nCoV) in the U.S (<https://www.cdc.gov/coronavirus/2019-ncov/cases-in-us.html>) - U.S. Centers for Disease Control and Prevention (<https://www.cdc.gov/>) (CDC)
3. Symptoms of Novel Coronavirus (2019-nCoV) (<https://www.cdc.gov/coronavirus/2019-ncov/about/symptoms.html>) - CDC
4. China Travel Advisory (<https://travel.state.gov/content/travel/en/traveladvisories/traveladvisories/china-travel-advisory.html>) - U.S. State Department, accessed January 31, 2020.
5. Novel Coronavirus in China - Warning - Level 3, Avoid Nonessential Travel (<https://wwwnc.cdc.gov/travel/notices/warning/novel-coronavirus-china>) - CDC, January 28, 2020.
6. Public Health Screening to Begin at 3 U.S. Airports for 2019 Novel Coronavirus ("2019-nCoV") (<https://www.cdc.gov/media/releases/2020/p0117-coronavirus-screening.html>) - CDC January 17, 2020
7. First Travel-related Case of 2019 Novel Coronavirus Detected in United States (<https://www.cdc.gov/media/releases/2020/p0121-novel-coronavirus-travel-case.html>) - CDC, January 21, 2020
8. Second Travel-related Case of 2019 Novel Coronavirus Detected in United States (<https://www.cdc.gov/media/releases/2020/p0124-second-travel-coronavirus.html>) - CDC, January 24, 2020
9. CDC confirms additional cases of 2019 Novel Coronavirus in United States (<https://www.cdc.gov/media/releases/2020/s0126-coronavirus-new-cases.html>) - CDC, January 26, 2020
10. 2019 Novel Coronavirus (2019-nCoV) in the U.S. (<https://www.cdc.gov/coronavirus/2019-ncov/cases-in-us.html>) - CDC, Updated January 29, 2020
11. White House considers ban on flights to China amid coronavirus outbreak (<https://eu.usatoday.com/story/travel/news/2020/01/28/white-house-considers-ban-china-flights-amid-coronavirus-outbreak/4602839002/>) - USA Today, Jan. 28, 2020
12. CDC Confirms Person-to-Person Spread of New Coronavirus in the United States (<https://www.cdc.gov/media/releases/2020/p0130-coronavirus-spread.html>) - CDC Press Release, Jan. 30, 2020
13. NYC Officials Deny Report Of Coronavirus Amid Confusion (<https://www.forbes.com/sites/sergeiklebnikov/2020/01/31/nyc-officials-deny-report-of-coronavirus-amid-confusion/#351e47b5652c>) - Forbes, Jan. 31, 2020
14. Delta, American, United to suspend all China mainland flights as coronavirus crisis grows (<https://eu.usatoday.com/story/travel/2020/01/31/coronavirus-china-flight-ban-delta-cuts-all-flights-white-house/4620989002/>) - USA Today, Jan. 31, 2020
15. Secretary Azar Declares Public Health Emergency for United States for 2019 Novel Coronavirus (<https://www.hhs.gov/about/news/2020/01/31/secretary-azar-declares-public-health-emergency-us-2019-novel-coronavirus.html>) - U.S. Department of Health and Human Services (HHS), Jan. 31, 2020
16. Man returning from Wuhan, China is first case of 2019 Novel Coronavirus confirmed in Massachusetts (<https://www.mass.gov/news/man-returning-from-wuhan-china-is-first-case-of-2019-novel-coronavirus-confirmed-in>) - Massachusetts Department of Public Health, Feb. 1, 2020
17. County of Santa Clara Public Health Department Reports First Case of Novel (new) Coronavirus (<https://www.sccgov.org/sites/phd/news/Pages/novel-coronavirus-1-31-2020.aspx>) - Santa Clara County Public Health, Jan. 31, 2020
18. Coronavirus: First case confirmed in Santa Clara County (<https://www.mercurynews.com/2020/01/31/santa-clara-coronavirus/>) - Mercury News, Jan. 31, 2020

worldometer (/)

[about \(/about/\)](#) | [faq \(/faq/\)](#) | [languages \(/languages/\)](#) | [contact \(/contact/\)](#) | [report coronavirus cases \(/report_us/\)](#)

 ([newsletter-subscribe/](#))  (<https://twitter.com/Worldometers>)  (<https://www.facebook.com/Worldometers.info>)

© Copyright Worldometers.info - All rights reserved - [Disclaimer & Privacy Policy \(/disclaimer/\)](#)